



Control Modules for *modulog* modules



Application

Electronic control module for one *modulog* module and one operating element.

Note

The mains cable 230 VAC for power supply of the control module is not included in our delivery; it can be ordered separately as an accessory.

Material

Body: ABS

Fixing and installation

The control module is fixed with 4 screws M6 at the external clips. Operating elements, mains cables and lifting modules are connected with plug connections secured by screws to the control module.

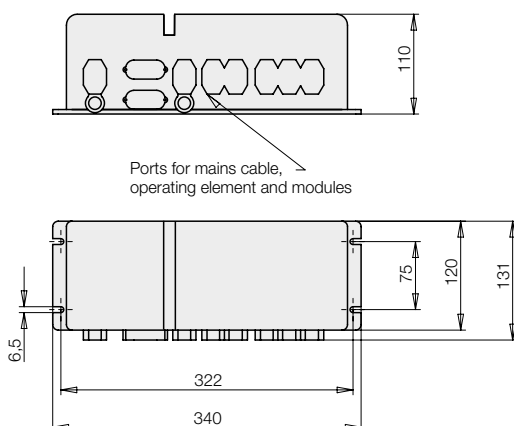
Control modules with memory function or synchronization control are equipped with a setting mode that allows the operation of lifting modules with different force levels and stroke lengths with the control.

During the first start up, the setting mode has to be activated by the user. The control automatically adapts itself to the connected lifting module.

The process in detail, see operating manual.

Dimensions

For 1 module with memory function



Advantages

- Power supply and control in one device
- Plug-in connections for all devices to be connected
- Voltage supply 230 VAC
- Mains connection with shaped plug
- Compact and sturdy version
- Overload protection device

Description

The control module is used for power supply and control of one *modulog* lifting module with one operating element (as per data sheet M 8.203).

Variant

Ergonomically reasonable working heights for persons of different height as well as differently defined, reproducible nominal working heights within an assembly process can be stored with the memory function. **The memory function** allows to store up to five height positions of the lifting module. These can be recalled again and again or newly stored.

Operation is made via a hand panel that allows to store the height positions as well as to call them. Due to safety reasons, a movement is always made by touch control.

modulog

Control module

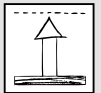
for 1 *modulog* module with memory function

Part no. 3821-XXX



Combinable with the modules

- Lifting modules as per data sheet M 4.XXX



Part numbers

Control module	Part no.
for 1 module with code letter E	3821-246

Control module with memory function	Part no.
for 1 module with code letter B or I	3821-415M

Technical data

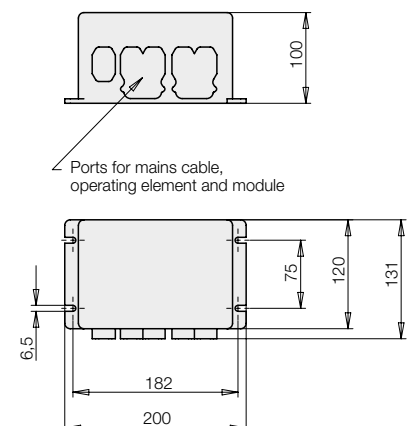
Supply voltage	230 V AC, 50 cycles
Operating voltage	24 V DC
Rating	240 VA
Electronic current limitation	10 A
Duty cycle	15 % – 1.5 min ON
Protection class	II
Code class	IP 66
Electrical connections	Plug connection secured by screw

Required accessories

Electrical operating elements, lines and connectors as per data sheet M 8.203

Dimensions

For 1 module



Control modules for 2, 3 or 4 *modulog* modules - with synchronization control - memory function



Advantages

- Power supply and control for 2, 3 or 4 *modulog* modules and one hand panel or foot switch in one device
- Simple start up of installations with modules with synchronization control
- Plug-in connections for all devices to be connected
- Voltage supply 230 VAC
- Simple mains connection with shaped plug
- Compact design and sturdy version

Description

The control module is used for power supply and control of either 2, 3 or 4 *modulog* lifting modules with one operating element.

Accessory

Electrical operating elements, lines and connectors as per data sheet M 8.203

Variants

Control modules with additional connections for external limit switches are available on request.

Important note!

When using lifting modules with synchronization control, the following conditions must be met.

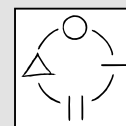
- All lifting units must be arranged parallel to each other and aligned. Especially in case of high loads on the system, considerable friction forces can occur in case of insufficient parallelism due to deformation of the system which can impair their function.
- The load must be located so that a small difference in height of the lifting modules cannot lead to a possible danger of persons or forced conditions between the lifting modules.
- A bearing with longitudinal compensation transverse to the lifting modules (fixed bearing-floating bearing) or an elastic buffer between the lifting modules and the fixtures is recommended.

modulog

Control module

for 2, 3 or 4 *modulog* modules

Part no. 3821-41XX



Combinable with the modules

- Lifting modules as per data sheet M 4.301



Part numbers

Control module	Part no.
for 2 modules with synchronization control with code letter G	3821-416
for 3 modules with synchronization control with code letter G	3821-417
for 4 modules with synchronization control with code letter G	3821-418

Control module with memory function (5 Pos.)	Part no.
for 2 modules with synchronization control with code letter G	3821-416M
for 3 modules with synchronization control with code letter G	3821-417M
for 4 modules with synchronization control with code letter G	3821-418M

Technical data

Supply voltage	230 V AC, 50 cycles
Operating voltage	24 V DC
Rating	240/480 VA
Electronic current limitation	depending on the version: 11 A or 22 A
Duty cycle	15 % – 1.5 min ON
Protection class	II
Code class	IP 66
Electrical connections	Plug connection secured by screw

Application

Electronic control module for 2, 3 or 4 *modulog* modules with synchronization control and one hand panel or foot switch.

Note

The mains cable 230 VAC for power supply of the control module is not included in our delivery; it can be ordered separately as an accessory.

Material

Body: ABS

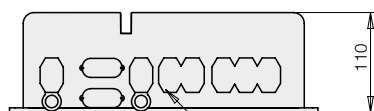
Fixing and installation

The control module is fixed with screws M6 at the external clips.

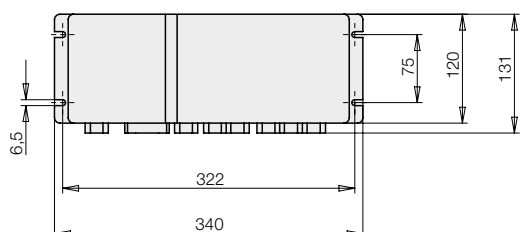
Mains cables, operating elements and lifting modules are connected with plug connections secured by screws to the control module.

Dimensions

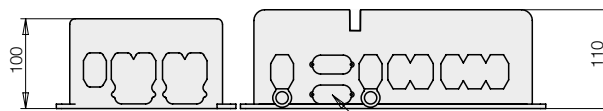
For 2 modules



Ports for mains cable, operating element and modules



For 3 or 4 modules



Ports for mains cable, operating element and modules

